

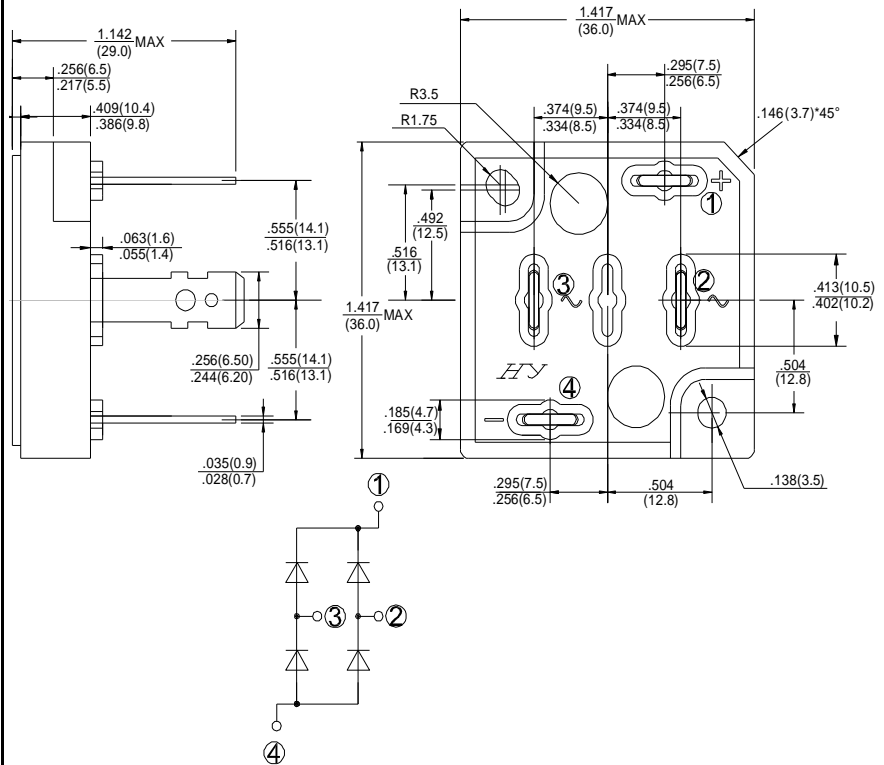
GLASS PASSIVATED BRIDGE RECTIFIERS

REVERSE VOLTAGE - **800Volts**
FORWARD CURRENT - **50Amperes**

FEATURES

- Surge overload -500 amperes peak
- Low forward voltage drop
- Mounting position :Any
- Weight: 44g

CVB



MAXIMUM RATINGS AND ELECTRICAL CHARACTERISTICS

Rating at 25°C ambient temperature unless otherwise specified.

Resistive or inductive load 60Hz.

For capacitive load, derate current by 20%

CHARACTERISTICS	SYMBOL	C50VB80	UNIT
Maximum Recurrent Peak Reverse Voltage	V _{RRM}	800	V
Maximum RMS Bridge Input Voltage	V _{RMS}	560	V
Maximum Average Forward Rectified Output Current @ T _c =55°C	I _(AV)	50	A
Peak Forward Surge Current 8.3ms Single Half Sine-Wave Super Imposed on Rated Load	I _{FSM}	500	A
Maximum Forward Voltage Drop Per Element at 25.0 A Peak	V _F	1.05	V
Maximum Reverse Current at Rated DC Blocking Voltage Per Element @ T _A =25°C	I _R	10	μA
Current Squared time (1ms<t<10ms)	I ² t	800	A ² S
Dielectric Strength	V _{dis}	2000	V
Mounting Torque	TOR	0.8	N.m
Typical Thermal Resistance (Note1)	R _{θJC}	Max: 0.7	°C/W
Operating Temperature Range	T _J	-55 to +150	°C
Storage Temperature Range	T _{STG}	-55 to +150	°C

NOTES: 1. Thermal Resistance Junction to case.

FIG.1-MAXMUN FORWARD SURGE CURRENT

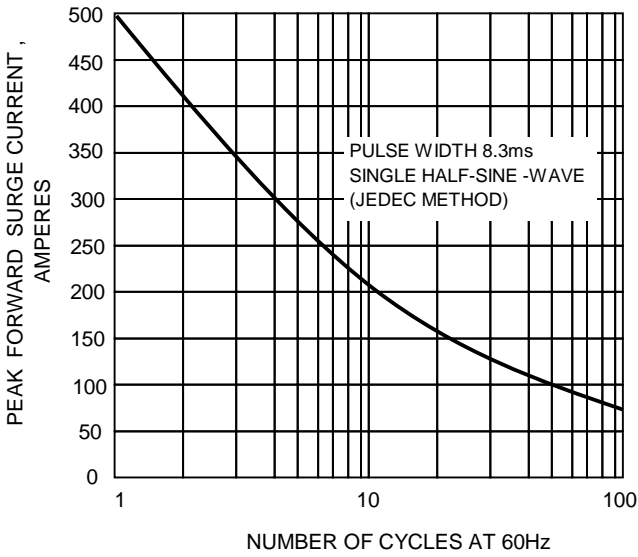


FIG.2- DERATING CURVE OUTPUT RECTIFIED CURRENT

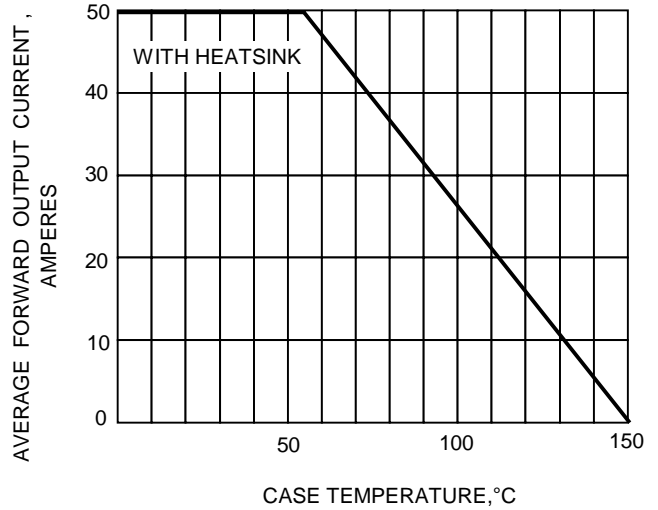


FIG.3-TYPICAL FORWARD CHARACTERISTICS

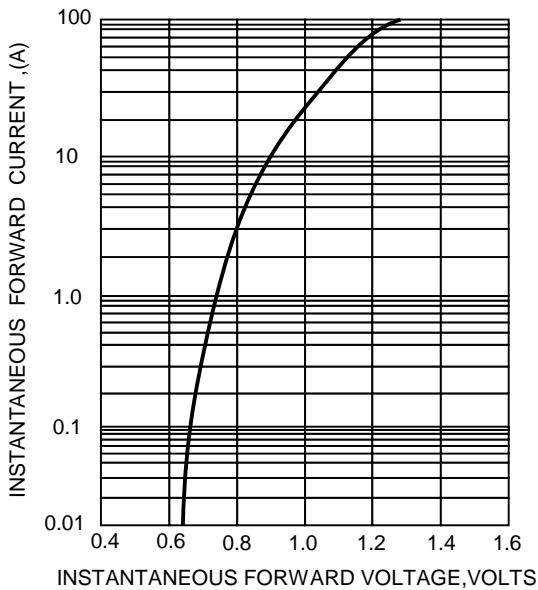


FIG.4-TYPICAL REVERSE CHARACTERISTICS

