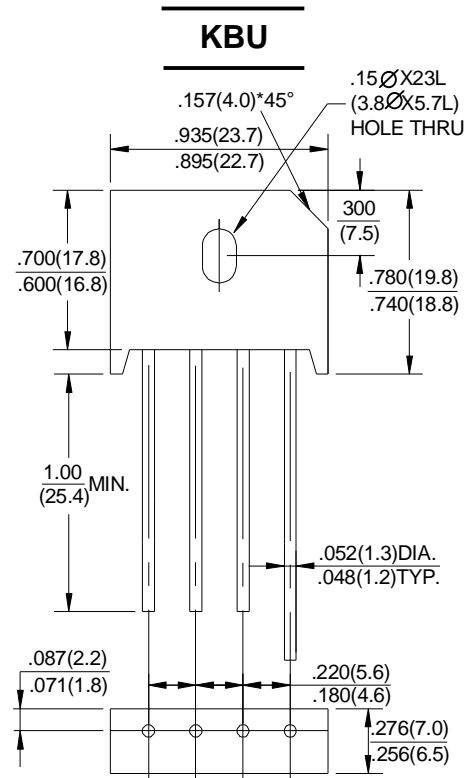


SILICON BRIDGE RECTIFIERS

REVERSE VOLTAGE - **50 to 1000**Volts
FORWARD CURRENT - **35.0** Amperes

FEATURES

- Surge overload rating -400 amperes peak
- Ideal for printed circuit board
- Reliable low cost construction utilizing molded plastic technique
- Plastic material has U/L flammability classification 94V-0
- Mounting position: Any



Dimensions in inches and (millimeters)

MAXIMUM RATINGS AND ELECTRICAL CHARACTERISTICS

Rating at 25°C ambient temperature unless otherwise specified.

Single phase, half wave ,60Hz, resistive or inductive load.

For capacitive load, derate current by 20%

CHARACTERISTICS	SYMBOL	KBU 35005	KBU 3501	KBU 3502	KBU 3504	KBU 3506	KBU 3508	KBU 3510	UNIT
Maximum Recurrent Peak Reverse Voltage	V _{RRM}	50	100	200	400	600	800	1000	V
Maximum RMS Voltage	V _{RMS}	35	70	140	280	420	560	700	V
Maximum DC Blocking Voltage	V _{DC}	50	100	200	400	600	800	1000	V
Maximum Average Forward (with heatsink Note 1) Rectified Current @ T _c =100°C (without heatsink)	I _(AV)	35.0 4.2							A
Peak Forward Surge Current 8.3ms Single Half Sine-Wave Super Imposed on Rated Load (JEDEC Method)	I _{FSM}	400							A
Maximum Forward Voltage at 17.5A DC	V _F	1.1							V
Maximum DC Reverse Current @ T _J =25°C at Rated DC Blocking Voltage @ T _J =125°C	I _R	10 500							µA
Operating Temperature Range	T _J	-55 to+150							°C
Storage Temperature Range	T _{STG}	-55 to+150							°C

NOTES: 1. Device mounted on 100mm*100mm*1.6mm Cu plate heatsink.

FIG.1-MAXIMUM FORWARD SURGE CURRENT

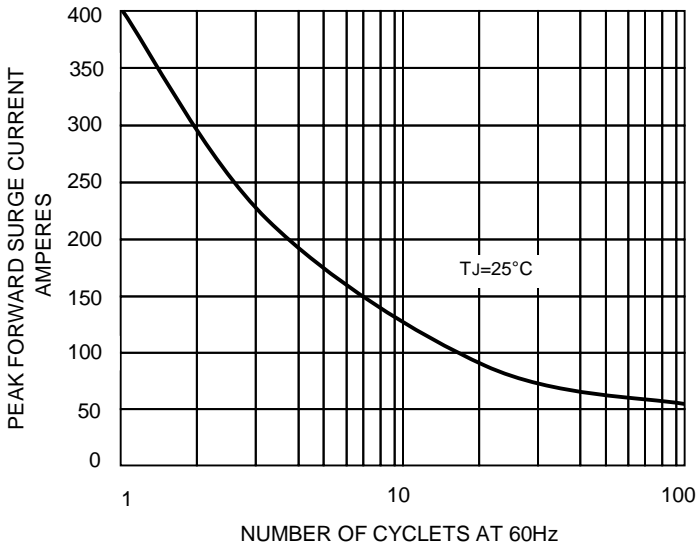


FIG. 2 – DERATING CURVE OUTPUT RECTIFIED CURRENT

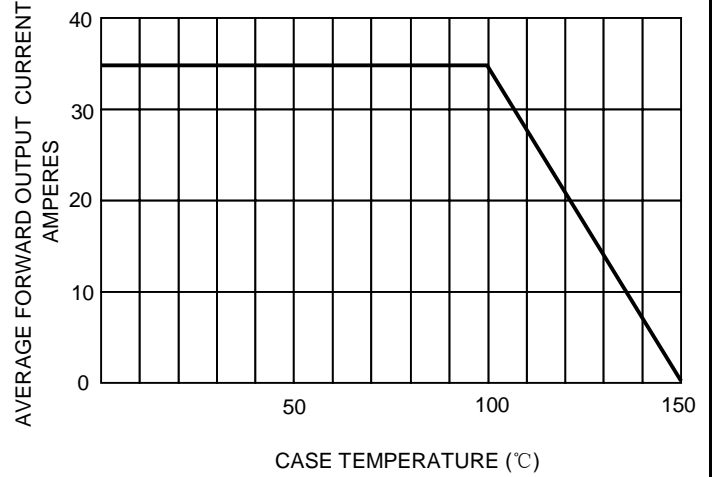


FIG.3– TYPICAL FORWARD CHARACTERISTICS

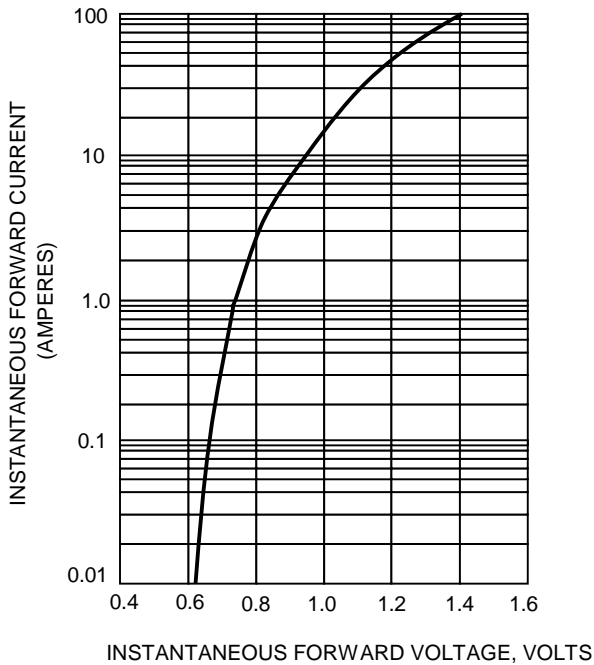


FIG.4– TYPICAL REVERSE CHARACTERISTICS

